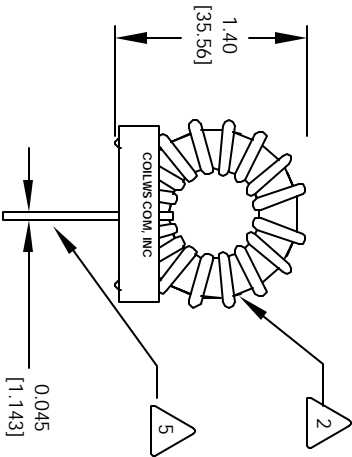
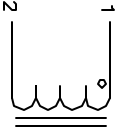


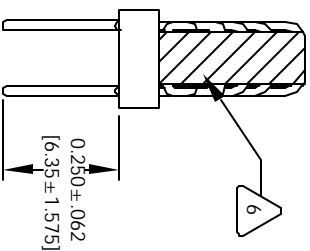
The information contained in this drawing is the sole property of CWS Coil Winding Specialist. Any reproduction in part or whole without written permission of CWS Coil Winding Specialist is prohibited.

REVISION HISTORY

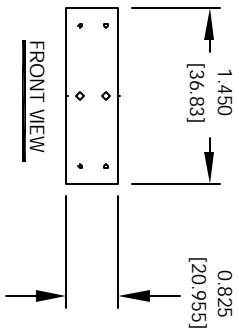
REV	ECN	DESCRIPTION	DATE	BY	CHK	DATE
A		PRE-PRODUCTION RELEASE	7/13/04	JLU		7/14/04



FRONT VIEW



SIDE VIEW



MOUNTING HOLES PATTERN

6 USING A PERMANENT MARKING METHOD MARK PART NUMBER AND REVISION, IF APPLICABLE IF NEEDED, WRAP INDUCTOR WITH GLASS TAPE

5 TO THE CORE MUST REST FLAT ON PCB. LEADS MUST BE TANGENT FLUSH WITH THE COIL EDGE, AS SHOWN (I.E. COIL REMOVE INSULATION AND TIN LEADS 0.50 INCH

4 WIND COILS EVENLY SPACED AROUND THE CORE CONSTRUCTION:

- H.POT TEST FOR WINDING TO CORE ISOLATION = 500VDC MIN
CURRENT RATING : 6.5 AMPS, 40 °C TEMP. RISE, NO AIR FLOW
DCR = 35.0 MILLI-OHMS MAX.
DC BIASED = 6.5 AMPS, INDUCTANCE = 126 UH
DC BIASED = 9.0 AMPS, INDUCTANCE = 120 UH
INDUCTANCE = 150 UH +/-10% @ LOW DC BIAS, 1 KHZ, 250mV SPECIFICATIONS:

2 WIRE: UL RECOGNIZED 200°C RATED MAGNET WIRE
CWS BYTEMARK OR OTHER APPROVED PART
CORE: COATED HIGH FLUX TOROIDAL CORE

1 RATING CLASS B (130°C MIN.) REQUIRED
MATERIAL: UL RECOGNIZED 94V-0 FOR FLAMMABILITY

NOTES: TOROIDAL POWER CHOKE. ALL DIMENSIONS IN INCHES

CODE IDENT	MFG. P/N	DESCRIPTION	ITEM NO.
AUTOCAD	X	CWS Coil Winding Specialist	
SOLIDWORKS		www.cwiws.com	
SIGN	DATE	1510 E. Edinger Ave Unit B, Santa Ana, CA 92705	
DRAWN	7/13/04	TITLE: Toroidal Power Chokes	
CHKD	7/13/04	Toroid Inductor	
ENGR	7/13/04	SIZE: DIM. UNITS: B	
APPR.	7/13/04	MHF270-151M-6.5A	REV A
JLU		SCALE: 2=1	SHEET 1 OF 1
DO NOT SCALE DRAWING			